

Pandemics and Public Health Enrollment Guide

Technical Specifications

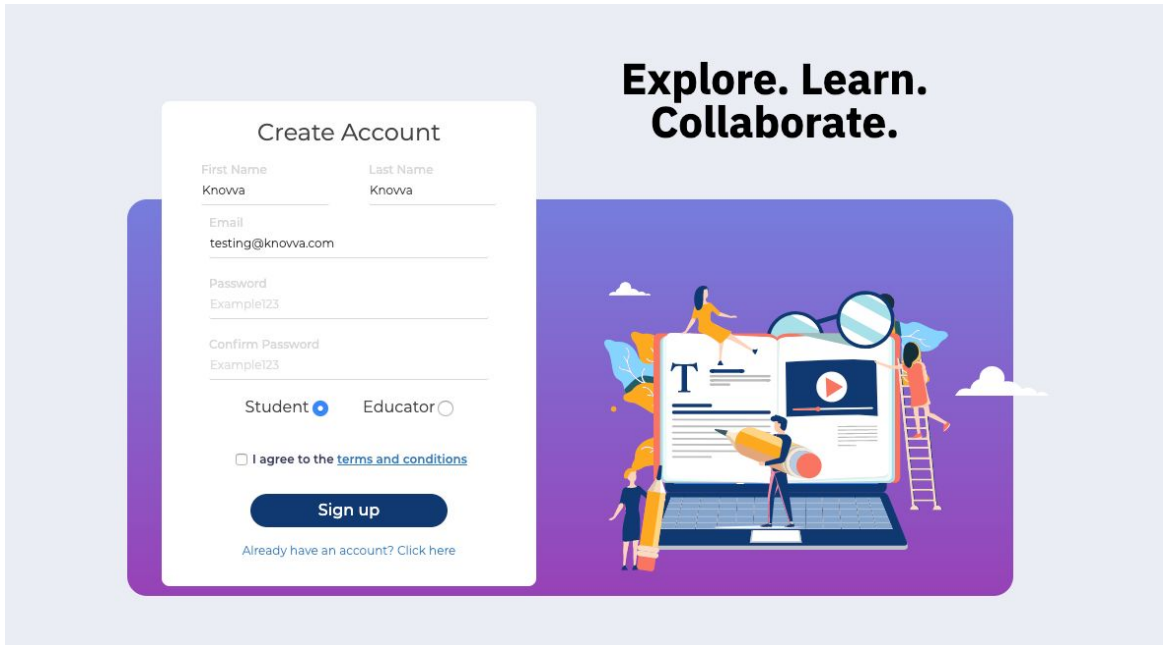
This program is compatible with most web browsers, including Google Chrome, Firefox, and Safari. It is compatible with most tablets and mobile devices, but some may have some formatting issues. We highly recommend using a laptop or tablet when participating in the program.

How to Enroll

Creating an Account

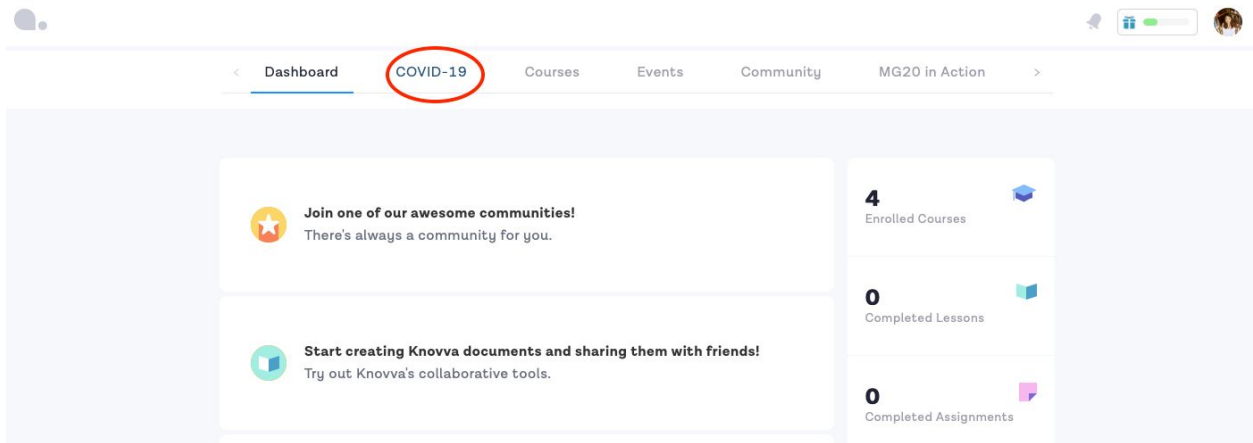
To enroll online, visit online.knowva.com/covid. Select “Create Account” on the login page to bring up the following form. Please note that all fields are mandatory. Your password must be more than six characters and contain at least one number and letter. You have the option to sign up with your Google, Facebook, or WeChat account.

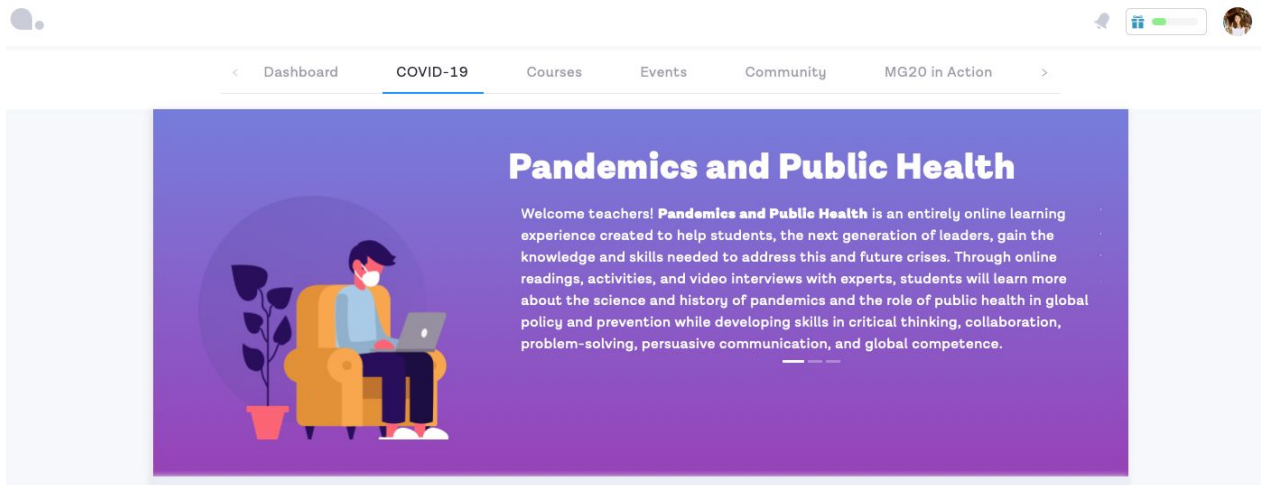
Once you have created an account, you will be able to log in by entering your email address and password. If you forget your password, you can request a new one via the “Forgot your password?” link.



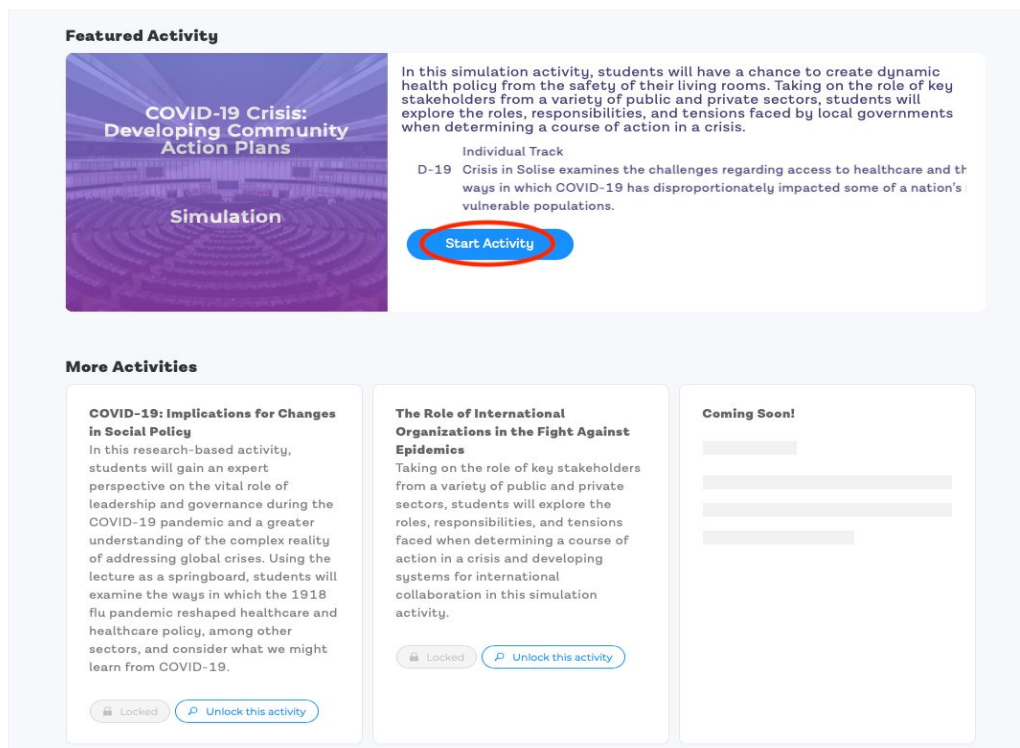
Selecting COVID-19

Click on "COVID-19" in the menu bar to navigate to the program landing page.





Start your gamified *Pandemics and Public Health* learning journey by scrolling down the page and clicking the “Start Activity” button. You will enter the featured activity of the week. Please stay tuned to unlock the upcoming activities.



There are two types of activities: the simulations and Unique Research Projects.

Virtual Global Crisis Simulations

Through a web-based simulation, you will be presented with a rapidly unfolding crisis scenario. After being assigned the role of a key player in a sector related to public health, you will use the information provided to collaboratively develop a course of action. You will apply your knowledge and test your critical thinking skills as you collaborate with peers from around the world to develop policy proposals that address pressing public health issues at both local and global levels.

Unique Research Projects

Building on your understanding from the lectures and expert panels, you will delve deeper into different facets of public health, and explore your own interests through a series of research missions. In each assignment, you will research and propose solutions with real-world implications for the future of public health policy and education.

Selecting the Mode

All of our activities are designed to serve as excellent complements to lessons on current events, history, international relations, and US and global policy. In addition, all activities contain **individual** and **group** options, allowing you to assign the activities based on what works best for your students and your remote learning situation.

Individual

Explore your own interests in the field of public health and develop a unique research paper that includes evidence-based recommendations and predictions for the future of public health policy.

Collaborative

Work together with a small group of peers from the Knowva Academy community and around the world to develop a unique research paper that includes evidence-based recommendations and predictions for the future of public health policy.

Select Mode

Individual

Mediate or develop a response to a public health crisis that satisfies the needs of multiple stakeholders.

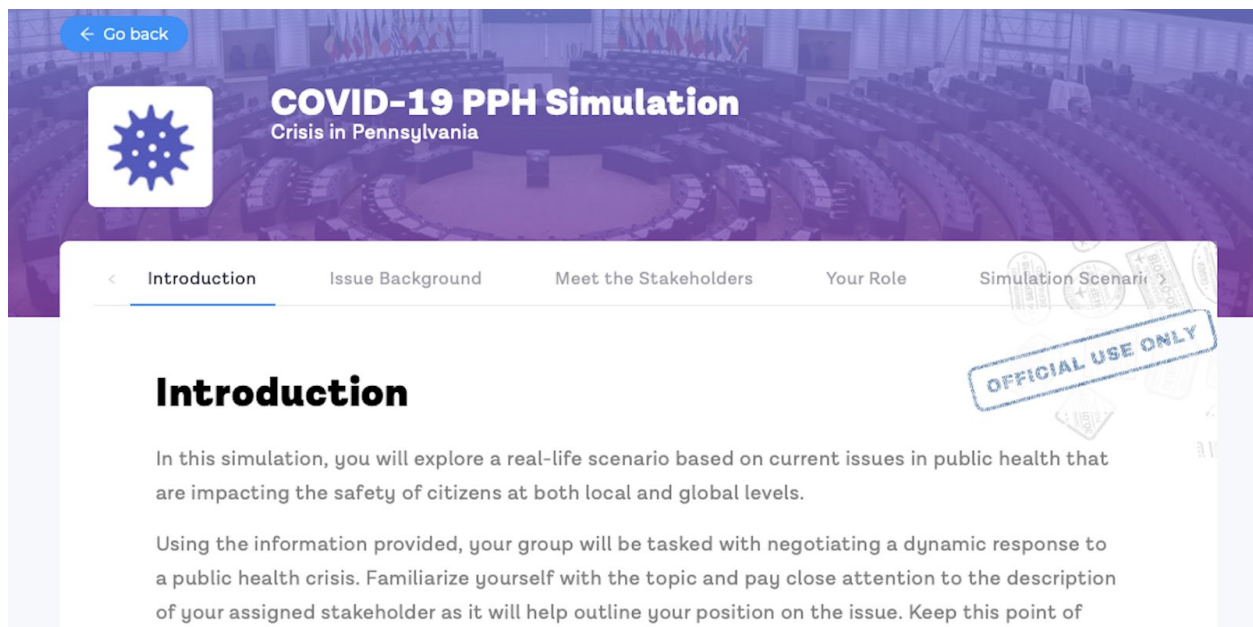
Collaborative

Work together with a small group of peers from the Knovva Academy community and develop a response to a public health crisis that satisfies the needs of multiple stakeholders.

This option is best suited to students who are able to dedicate time throughout the week to plan, discuss, and collaborate with their group using our discussion forums and collaborative tools.

Begin

You will see the introduction and the background information of the issue for the activity.



The screenshot shows the interface for the "COVID-19 PPH Simulation: Crisis in Pennsylvania". At the top left, there is a "Go back" button. The main title "COVID-19 PPH Simulation" is displayed in large white text, with "Crisis in Pennsylvania" below it. A navigation bar contains five tabs: "Introduction" (selected), "Issue Background", "Meet the Stakeholders", "Your Role", and "Simulation Scenarios". The "Introduction" section is visible, featuring a blue virus icon and the following text: "In this simulation, you will explore a real-life scenario based on current issues in public health that are impacting the safety of citizens at both local and global levels. Using the information provided, your group will be tasked with negotiating a dynamic response to a public health crisis. Familiarize yourself with the topic and pay close attention to the description of your assigned stakeholder as it will help outline your position on the issue. Keep this point of

Issue Background

In the four years between 1347 and 1351, half of the population of Europe was killed. Some estimates put the death toll as high as 200 million lives. What happened? What could have caused the deaths of millions in such a short period of time? It wasn't war, famine, or natural disaster. It was a pandemic.

A **pandemic** is a disease that has spread quickly across countries and continents, reaching around the world. It starts as an **epidemic**: a disease that affects a large group of people in a specific region. But as people from that region travel, they carry the disease with them, spreading it to new

Meet the Stakeholders






In this hypothetical simulation, each member of your group will take on the role of a key player — a **stakeholder** — in addressing a pandemic. Each stakeholder represents a different sector of society that must work together to produce an effective response to the scenario. You and your group will be tasked with negotiating a response to pressing public health issues at the local and global levels.

Meet the Stakeholders

Each member of your group will take on the role of a key player — a **stakeholder** — in addressing a public health crisis. Each stakeholder represents a different sector of society that must work together to produce an effective response to the scenario. Stepping into their shoes, you will become familiar with the challenges that occur when determining a course of action in a crisis.

Each of you will be randomly assigned to be one of the following stakeholders:

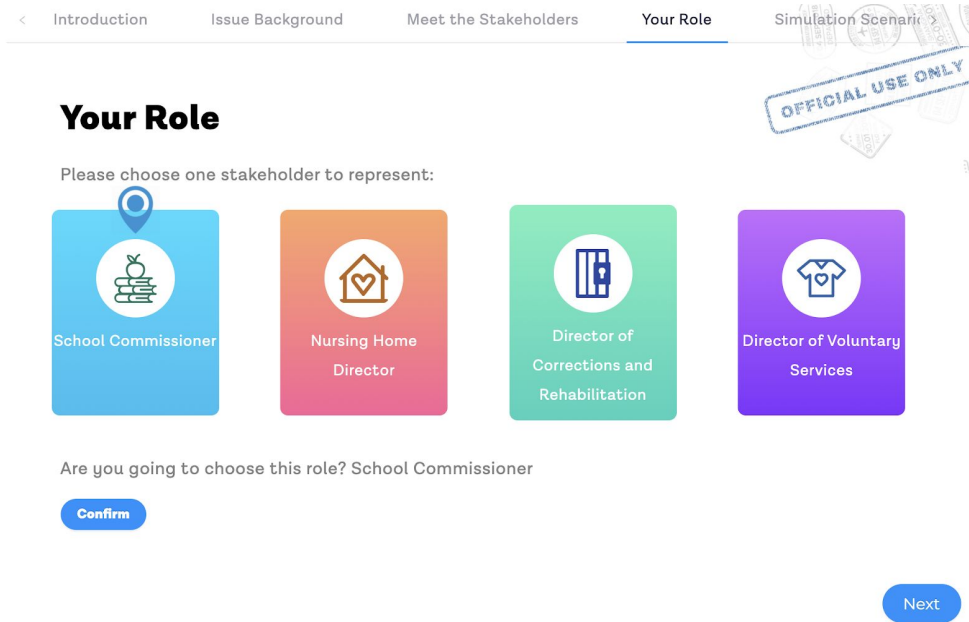
Role Descriptions

 Governor of Pennsylvania ^	 CEO of MegaMart v	 Head Physician at Leading Hospital v	 State Fire Marshal v	 Director of the Small Business Bureau v
--	---	--	---	---

Selecting a Role

Individual Track

Students can choose one stakeholder to represent.



< Introduction Issue Background Meet the Stakeholders **Your Role** Simulation Scenario >

Your Role

Please choose one stakeholder to represent:

- School Commissioner
- Nursing Home Director
- Director of Corrections and Rehabilitation
- Director of Voluntary Services

Are you going to choose this role? School Commissioner

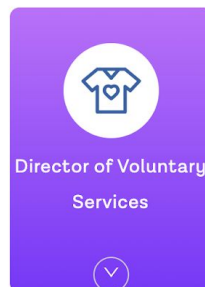
Confirm

Next

Once the role has been selected, students can dive into the scenario, finalize the proposal, and share it with the global community!

Your Role

Your role is Director of Voluntary Services.



Director of Voluntary Services Description

You are the head of the National Voluntary Service, and you have been tasked with coordinating the largest volunteer effort in Solise's recent history. Your goal is to recruit 250,000 volunteers

Group Option

In the group option, a role will be randomly assigned to each student by clicking on the wheel spinner.

Your Role

Click on the spinner to be assigned your role!



You will learn more about your specific role later. First, you need to get up to speed on the scenario that you and your fellow stakeholders must address. Use the information provided in the next section as the foundation to develop your group's response to the crisis.

OFFICIAL USE ONLY

Next

Your Role



OFFICIAL USE ONLY






Get Started

It's time to get to work! We will provide everything you need to get set up. You will


just need to provide your time, your problem-solving power, and your creativity!

Schedule



We suggest that you follow the guidelines below for posting and drafting your proposal.


Timeframe	Task
 1	Meet and Organize Your Team An initial post on your group's discussion thread is due within 24 hours of beginning the scenario.
 2	Conduct Research A second discussion board post is due by the end of day two.
 3	Discuss and Draft Discuss, plan, and negotiate with your group.
 4	Discuss and Draft Discuss, plan, and negotiate with your group.
 5	Peer Review and Editing Edit the first draft of your proposal.
Finalize and Share	
When your group's proposal is finished, share it on the COVID-19 global discussion thread!	

Simulation Resources



Get Organized
Use our templates to help you organize your research and write your proposal.



Join the Global Discussion
Share your finalized proposal with the Knovva Academy Community.

[Join](#)

[Next](#)

Option to Submit a Reflection

The challenges you or your group faced are very similar to challenges that real professionals are facing right now. Reflect and connect your simulation experience

back to the real world.

< Meet the Stakeholders Your Role Simulation Scenario Assignments Reflection

 Director of Voluntary Services

Reflection

The challenges you faced are very similar to challenges that real professionals are facing right now. Reflect and connect your simulation experience back to the real world.

(Optional)

Think back to the past five days and answer the following questions based on your experience.

- What insights have you gained regarding this issue?
- What were some challenges you experienced when analyzing this issue through the lens of your stakeholder?
- What real-life situations might you find yourself in that require the same sort of skills you

